


# Autodesk® Product Design Suite

GrupoAbstract.com

The flexibility to innovate in  
one cost-effective package.

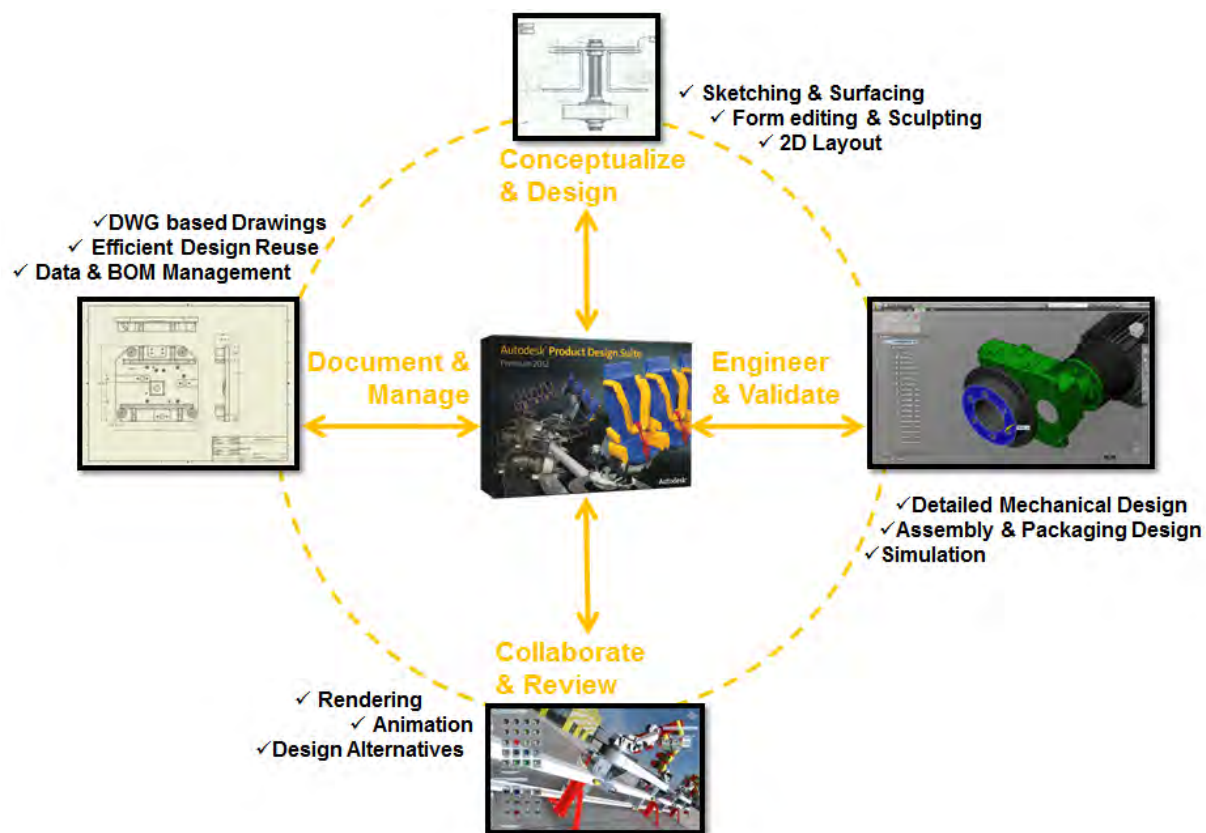


Rendering of the RoboCoaster G2, the first passenger-carrying industrial robot amusement park ride. Autodesk® Product Design Suite and Autodesk® 3ds Max® software products were used in the design process. Image courtesy of Dynamic Structures Ltd.

Autodesk®

# Design Remarkable Products in a Complete Digital Prototyping Workflow

Create incredible products with Autodesk Product Design Suite, featuring Autodesk® Inventor®. In a single, cost-effective package, get a comprehensive set of award-winning design, visualization, and simulation software for your entire product design workflow—from early concepts and detailed engineering to simulation.



Featuring Autodesk® Inventor® software, Autodesk Product Design Suite gives everyone in the product design workflow—from designers to engineers—the tools they need to develop incredible products. Innovate designs, collaborate across teams, and create compelling presentations with Autodesk Product Design Suite.

## Use the Industry's Best 3D Parametric Design Tool

Take advantage of Autodesk Inventor, state-of-the-art mechanical design software, to create accurate digital prototypes that let you simulate the real-world performance of your product before it's built. Develop, simulate, optimize, and validate digital prototypes as you design—helping to reduce engineering change orders, increase product reliability, and lower development costs.

## Create Your Most Innovative Concepts

Unleash your imagination with full-featured software solutions for sketching, styling, surfacing, and modeling. Explore design concepts, produce stunning illustrations, and create striking, original forms and shapes that meet the demands of today's competitive market.

## Leave the Competition Behind

Use existing CAD data to create compelling imagery, movies, and interactive presentations that help you improve design reviews, secure internal buy-in, and win competitive bids.



## Astonish Prospects, Win Business

Develop arresting photorealistic renderings and cinematic animations that show how products operate in real-world settings—so you shorten your sales cycle and win more business.

## Slash Your Costs

Lower costs by purchasing one suite with all the design tools you need. It costs up to 58 percent less to purchase Autodesk Product Design Suite than it does to purchase each tool individually. And installing, deploying, and managing a single standard suite saves time.\* Reach your quality and productivity goals with help from a software suite specifically created to address every aspect of your product design workflow.

# Innovate Designs, Collaborate Across Teams, and Create Compelling Presentations



## Facing These Issues?

- Are your design teams under pressure to get more done with fewer resources?
- Do your engineers need to optimize product performance and make accurate design decisions without building physical prototypes?
- Would you like to develop more compelling design presentations that help you differentiate your offering and win new business?
- Do you want to improve your design process without losing your investment in AutoCAD®?
- Are you wasting time incorporating CAD data in different file formats from customers, partners, and suppliers?
- Are your design and engineering teams frustrated because they can't share data effectively?
- Are you wasting time drawing piping and wiring runs when you could be iterating more innovative ideas?

Autodesk Product Design Suite is the comprehensive solution for Digital Prototyping you need to supercharge your entire product development workflow.

## Design Without Boundaries

When you use Autodesk Product Design Suite, you experience a smoother workflow than ever before. With its broad set of easy-to-use, interoperable product design tools, your product design teams can work more creatively and manage their processes more efficiently. As ideas move from concept to engineering, there's no need to remodel concepts: engineers can work from conceptual designs. And with everyone using a common set of tools, you improve collaboration across all phases of development.

## Autodesk Inventor

Take advantage of a comprehensive set of 3D mechanical design software to create more accurate digital prototypes, integrating all design data into a single model. Create a virtual representation of your final product and digitally simulate its real-world performance before it's built.

## Autodesk Inventor Professional

Use more of the best integrated and easy-to-use simulation tools to test and validate products, achieving top-quality results. You can also accelerate product design and manufacturing with tools for designing routed systems, including complex tube and pipe runs and electrical cable and harness design.

## AutoCAD Mechanical

Create and revise mechanical drawings quickly using all the functionality of world-class AutoCAD® software, plus a complete set of features designed to boost the productivity of your mechanical design.

## Alias Design

With the comprehensive conceptual modeling and surfacing capabilities in Alias® Design, you

can create production-ready surfaces and rapidly iterate designs that meet both aesthetic and functional requirements. Alias Design includes the same flexible modeling tools used by the world's most successful automotive and consumer product manufacturers.

## Autodesk 3ds Max Design

Create photorealistic renderings and cinema-quality 3D animations with the push of a button. Show prospects how designs will function in real-world settings—and accelerate your path to new business.

## Autodesk Showcase

Quickly and easily transform your designs into compelling imagery, movies, and interactive presentations for design reviews and sales pitches. Realistic environments, lighting, and materials let stakeholders and prospects experience your ideas before they're real.

## Autodesk Vault

Gain more control over your design data with software for managing the design creation, simulation, and documentation processes.

## Autodesk SketchBook Designer

Rapidly explore design concepts and produce stunning illustrations with software that lets you paint and draw in the ultimate digital sketchbook. Experiment with multiple design ideas and communicate them graphically.

## Autodesk Mudbox

Harness the power of a world-class 3D sculpting toolset to create forms and shapes. Test the impact of material and texture choices by painting directly on 3D models.

## Autodesk Product Design Suite Standard

- AutoCAD® Mechanical
- Autodesk® SketchBook® Designer
- Autodesk® Vault
- Autodesk® Showcase®
- Autodesk® Mudbox™

## Autodesk Product Design Suite Premium

- Autodesk® Inventor®
- AutoCAD® Mechanical
- Autodesk® 3ds Max® Design
- Autodesk® SketchBook® Designer
- Autodesk® Vault
- Autodesk® Showcase®
- Autodesk® Mudbox™

## Autodesk Product Design Suite Ultimate

- Autodesk® Inventor® Professional
- Alias® Design
- AutoCAD® Mechanical
- Autodesk® 3ds Max® Design
- Autodesk® SketchBook® Designer
- Autodesk® Vault
- Autodesk® Showcase®
- Autodesk® Mudbox™

## GrupoAbstract.com

DISTRIBUYE EN VENEZUELA:  
Grupo Abstract, C.A.  
CC Concesa, Piso 2, Of. 432  
Prados del Este, Caracas 1080

Tel (0212) 979-0413 975-4758  
info@GrupoAbstract.com  
www.GrupAbstract.com

### Learn More or Purchase

Access specialists worldwide with product expertise and a deep understanding of your industry to provide you value that extends beyond your software. To license Autodesk Product Design Suite software, contact an Autodesk Authorized Reseller. Locate a reseller near you at [www.autodesk.com/reseller](http://www.autodesk.com/reseller).

### Autodesk Education

From instructor-led or self-paced classes to online training or education resources, Autodesk offers learning solutions to fit your needs. Gain access to free\*\* software if you are a student or educator. Get expert guidance at an Autodesk Authorized Training Center (ATC®) site, access learning tools online or at your local bookstore, and validate your experience with Autodesk Certification. Learn more at [www.autodesk.com/learning](http://www.autodesk.com/learning).

### Autodesk Subscription

Autodesk® Subscription allows customers to extend the value of their software investment with access to the latest releases, powerful web services, and expedited technical support. Learn more at [www.autodesk.com/subscription](http://www.autodesk.com/subscription).

\*Value represents total MSRP of most closely matched products, as licensed for stand-alone use. Applicable design suites are licensed for installation and use of each component by one user to deliver additional workflow and functionality value as compared to the stand-alone individual products.

\*\*Free product trials and services are subject to the terms and conditions of the end-user license agreement that accompanies the software.

Autodesk, AutoCAD, Alias, ATC, Autodesk Inventor, Inventor, Mudbox, Showcase, SketchBook, and 3ds Max are registered trademarks or trademarks of Autodesk, Inc., and/or its subsidiaries and/or affiliates in the USA and/or other countries. All other brand names, product names, or trademarks belong to their respective holders. Autodesk reserves the right to alter product and services offerings, and specifications and pricing at any time without notice, and is not responsible for typographical or graphical errors that may appear in this document. © 2011 Autodesk, Inc. All rights reserved.